


**WOOD COUNTY, TEXAS**  
**COMBINED STATEMENT OF CASH ACCOUNTS ACTIVITY**  
**FOR THE MONTH ENDING NOVEMBER 30, 2018**



FILED FOR RECORD  
 2019 MAR - 8 AM 11:43  
 COUNTY CLERK, WOOD CO TX

FUND CODE	FUND NAME	CASH BALANCE 10/31/2018	RECEIPTS	DISBURSEMENTS	TRANSFER IN/(OUT)	Net Change	CASH BALANCE 11/30/2018
<b>BUDGETED FUNDS</b>							
<u>OPERATING FUNDS</u>							
100	General	\$ 18,553,753.96	\$ 1,012,826.71	\$ (1,373,914.68)	\$ 1,779.40	\$ (359,308.57)	\$ 18,194,445.39
200	Road and Bridge Fund	2,654,543.87	879,042.42	(565,677.71)	(22.62)	93,341.89	2,747,885.76
270	Tobacco Settlement Fund	87,953.03	0.00	0.00	0.00	0.00	87,953.03
	<b>Total Operating Funds</b>	<b>\$ 21,296,250.86</b>	<b>\$ 1,891,869.13</b>	<b>\$ (1,959,592.39)</b>	<b>\$ 1,756.58</b>	<b>\$ (265,966.68)</b>	<b>\$ 21,030,284.18</b>
<u>SPECIAL REVENUE FUNDS</u>							
230	CC-Records Mgmt. & Preservation	664,555.35	12,314.97	(294.00)	0.00	12,020.97	676,576.32
231	General Records Mgmt. & Preservation	25,085.52	1,336.58	(422.84)	0.00	913.74	25,999.26
232	CC-Records Archive Fee	522,168.98	11,777.32	0.00	0.00	11,777.32	533,946.30
234	Courthouse Security	59,040.87	2,387.78	0.00	(1,750.00)	637.78	59,678.65
235	Hotel and Motel Tax	165,008.12	18,324.35	(15,752.87)	(6.58)	2,564.90	167,573.02
236	Child Welfare	2,292.34	4.52	0.00	0.00	4.52	2,296.86
238	Crime Victims Services	5,063.01	9.99	0.00	0.00	9.99	5,073.00
239	Justice Court Technology	73,461.41	837.98	(176.00)	0.00	661.98	74,123.39
240	DC-Records Mgmt. & Preservation	22,819.49	428.02	0.00	0.00	428.02	23,247.51
241	JP Building Security Fee	28,648.24	229.43	(291.57)	0.00	(62.14)	28,586.10
242	Elections Special	52,521.98	103.64	0.00	0.00	103.64	52,625.62
243	Guardianship	51,297.90	561.95	0.00	0.00	561.95	51,859.85
244	CC-Technology	6,517.18	185.13	0.00	0.00	185.13	6,702.31
245	DC-Technology	14,134.03	463.66	0.00	0.00	463.66	14,597.69
246	DC-Records Archive Fee	47,373.25	879.36	0.00	0.00	879.36	48,252.61
247	DC-CT Records Preservation	30,408.18	190.15	0.00	0.00	190.15	30,598.33
260	Law Library	40,750.33	2,007.65	(119.00)	0.00	1,888.65	42,638.98
305	Constable Forfeiture	2,315.38	4.35	(94.49)	0.00	(90.14)	2,225.24
	<b>Total Special Revenue Funds</b>	<b>\$ 1,813,481.56</b>	<b>\$ 52,046.83</b>	<b>\$ (17,150.77)</b>	<b>(\$1,756.58)</b>	<b>\$ 33,139.48</b>	<b>\$ 1,846,601.04</b>
<u>OTHER FUNDS</u>							
250	Right of Way	843,390.85	1,690.77	0.00	0.00	1,690.77	845,081.62
281	Community Supervision & Corr.	407,608.87	27,650.13	(38,912.20)	0.00	(11,262.07)	396,346.80
290	Juvenile Probation Department	(28,404.21)	80,971.00	(17,243.20)	0.00	63,727.80	35,323.59
892	Historical Commission	50,497.56	99.37	(391.44)	0.00	(292.07)	50,205.49
	<b>Total Other Funds</b>	<b>\$ 1,273,093.07</b>	<b>\$ 110,411.27</b>	<b>\$ (56,546.84)</b>	<b>\$ -</b>	<b>\$ 53,864.43</b>	<b>\$ 1,326,957.50</b>
	<b>TOTAL BUDGETED FUNDS</b>	<b>\$ 24,382,805.49</b>	<b>\$ 1,854,327.23</b>	<b>\$ (2,033,290.00)</b>	<b>\$ 0.00</b>	<b>\$ (178,962.77)</b>	<b>\$ 24,203,842.72</b>
<b>NON-BUDGETED AND NON-COUNTY FUNDS</b>							
880	Treasurer's State Fees	286.03	35,139.29	0.00	0.00	35,139.29	35,425.32
891	Payroll Fund	349,852.80	0.00	(349,863.80)	0.00	(349,863.80)	(11.00)
999	Upper Sabine Valley Waste Mgmt	486,241.80	959.51	0.00	0.00	959.51	487,201.11
	<b>TOTAL NON-BUDGETED FUNDS</b>	<b>\$ 836,380.43</b>	<b>\$ 36,098.80</b>	<b>\$ (349,863.80)</b>	<b>\$ -</b>	<b>\$ (313,765.00)</b>	<b>\$ 522,615.43</b>
	<b>TOTAL CASH IN POOLED ACCOUNTS</b>	<b>\$ 25,219,185.92</b>	<b>\$ 1,890,426.03</b>	<b>\$ (2,383,153.80)</b>	<b>\$ 0.00</b>	<b>\$ (492,727.77)</b>	<b>\$ 24,726,458.15</b>
<b>CASH IN BANK - POOLED CASH ACCOUNTS</b>							
890	AP Pooled Cash	1,003,761.79	2,101.29	(936,505.16)	1,165,000.00	230,596.13	1,234,357.92
890	Payroll Pooled Cash	1,001,652.02	1,925.19	(1,445,848.64)	1,365,000.00	(78,923.45)	922,728.57
890	Deposits Pooled Cash	10,967,272.94	1,865,476.88	0.00	(2,531,790.00)	(666,313.32)	10,300,959.62
890	CD Investments	2,363,336.25	3,064.08	0.00	0.00	3,064.08	2,366,400.33
890	CD Non-Depository	492,427.84	0.00	0.00	0.00	0.00	492,427.84
890	CDARS Investments	8,871,585.35	16,927.17	0.00	0.00	16,927.17	8,888,512.52
890	TexPool Pooled Investments	514,537.73	931.62	0.00	0.00	931.62	515,469.35
890	Jury Pooled Cash	4,610.00	0.00	(800.00)	1,790.00	990.00	5,600.00
	<b>TOTAL CASH IN BANK - POOLED CASH ACCOUNTS</b>	<b>\$ 25,219,185.92</b>	<b>\$ 1,890,426.03</b>	<b>\$ (2,383,153.80)</b>	<b>\$ 0.00</b>	<b>\$ (492,727.77)</b>	<b>\$ 24,726,458.15</b>

PAGE 2: NOVEMBER 2018 MONTHLY REPORT

FUND CODE	FUND NAME	CASH BALANCE 10/31/2018	RECEIPTS	DISBURSEMENTS	TRANSFER IN/(OUT)	Net Change	CASH BALANCE 11/30/2018
<b>CASH IN BANK - NON POOLED CASH ACCOUNTS - NON-BUDGETED, NON-COUNTY OR OTHER FUNDS</b>							
<b>BANKTEXAS ACCOUNTS</b>							
200	Road & Bridge CD RRC Restricted	\$ 26,863.25	\$ 22.82	\$ 0.00	\$ 0.00	\$ 22.82	\$ 26,886.07
233	Sheriff's Forfeiture Fund (Budgeted)	3,430.21	0.00	0.00	-	0.00	3,430.21
401	Grant Fund	0.00	0.00	0.00	0.00	0.00	0.00
601	Interest & Sinking	25,114.00	114.20	0.00	0.00	114.20	25,228.20
895	Health Plan	308,767.57	210,482.59	(147,451.47)	0.00	63,031.12	371,798.69
895	Health Plan CD	211,695.14	176.17	0.00	0.00	176.17	211,871.31
895	Health Plan CDARS	785,651.06	2,108.48	0.00	0.00	2,108.48	787,759.54
898	MRP/DPC Clearing	8,307.43	4,266.92	(4,299.93)	0.00	(33.01)	8,274.42
	District Clerk Clearing	36,753.11	31,391.65	(37,185.11)	0.00	(5,793.46)	30,959.65
	JP1 Clearing	18,350.96	13,703.50	(18,528.96)	0.00	(4,825.48)	13,525.50
	JP2 Clearing	8,875.77	8,313.60	(9,061.77)	0.00	(748.17)	8,127.60
	JP3 Clearing	9,236.84	9,616.90	(9,719.34)	0.00	(102.44)	9,134.40
	JP4 Clearing	3,977.00	2,710.27	(5,470.00)	0.00	(2,759.73)	1,217.27
	RV Clearing	0.00	0.00	0.00	0.00	0.00	0.00
	Treasurer's Credit Card	0.00	0.00	0.00	0.00	0.00	0.00
	<b>TOTAL BANKTEXAS - NON POOLED CASH ACCOUNTS</b>	<b>\$ 1,447,022.34</b>	<b>\$ 282,907.10</b>	<b>\$ (231,716.58)</b>	<b>\$ 0.00</b>	<b>\$ 51,190.52</b>	<b>\$ 1,498,212.86</b>
<b>TEXPOOL ACCOUNTS</b>							
601	Interest & Sinking	36,947.30	66.88	0.00	0.00	66.88	37,014.18
895	Health Plan	1,177.40	2.10	0.00	0.00	2.10	1,179.50
	<b>TOTAL TEXPOOL - NON POOLED CASH ACCOUNTS</b>	<b>\$ 38,124.70</b>	<b>\$ 68.98</b>	<b>\$ 0.00</b>	<b>\$ 0.00</b>	<b>\$ 68.98</b>	<b>\$ 38,193.68</b>
	<b>TOTAL CASH IN BANK - NON POOLED CASH ACCOUNTS</b>	<b>\$ 1,485,147.04</b>	<b>\$ 282,976.08</b>	<b>\$ (231,716.58)</b>	<b>\$ 0.00</b>	<b>\$ 51,259.50</b>	<b>\$ 1,536,406.54</b>
	<b>TOTAL CASH IN BANK - ALL TREASURER'S ACCOUNTS</b>	<b>\$ 26,704,332.96</b>	<b>\$ 2,173,402.11</b>	<b>\$ (2,614,870.38)</b>	<b>\$ 0.00</b>	<b>\$ (441,468.27)</b>	<b>\$ 26,262,864.69</b>

Miscellaneous Information

Indebtedness as of 11/30/2018: \$0.00 Certificate of Obligation: None  
 RB Line of Credit-Railroad Commission \$25,000 CD Secured - Current Balance Available \$26,886

Bank Texas (including CDARS and ICS)	\$ 25,216,773.82	
Non-Depository Investments	492,427.84	
TexPool:	553,663.03	
Total	\$ 26,262,864.69	0.00
Bank Texas Interest Income: Interest Rate .00%-2.69%	\$ -	
Certificates of Deposit: Interest Rates Varies	32,962.88	
CDARS Interest Income	19,035.65	
TexPool Interest Income: Interest Rate 2.204%	1,000.60	
Total Interest Income	\$ 52,999.13	0.00

I, Becky S. Burford, County Treasurer, in and for the County of Wood, State of Texas, do hereby present the November 2018 Statement of Cash Accounts Activity, the attached Treasurer's Report of Cash Receipts and Disbursements, and the Report of Securities as true and correct statements, to the best of my knowledge, of accounts under the control of Wood County Treasurer and furthermore state that the fund balances are on deposit earning interest in accordance with the Wood County Investment Policy earning interest in accordance with the Wood County Depository Contract.

*Becky S. Burford*  
 Becky S. Burford, Wood County Treasurer

Presented, examined, and accepted at the regular term of Commissioners Court on this the 8th day of March 2019.

*Lucy Hebron*  
 Lucy Hebron, County Judge

*Virgil Hollans, Jr.*  
 Virgil Hollans, Jr. Commissioner Precinct 1

*Jerry Gaskill*  
 Jerry Gaskill, Commissioner Precinct 2

*Mike Simmons*  
 Mike Simmons, Commissioner Precinct 3

*Wesley Baker*  
 Wesley Baker, Commissioner Precinct 4

*Tara Sellers*  
 Tara Sellers, Auditor

ATTEST: *Kelley Price*  
 Kelley Price, County Clerk



**WOOD COUNTY, TEXAS  
RECAP OF FUNDS BY BANK ACCOUNTS  
FOR THE MONTH ENDING NOVEMBER 30, 2018**

Fund	Beginning Cash Balance	M-T-D Receipts	M-T-D Disbursements	Transfers	Ending Balance	BankTexas Quitman	-----Allocation of Cash-----			Total Cash
							BankTexas CDARS	Non-Depository Banks	TexPool	
200 Road & Bridge CD Restricted	\$ 26,863.25	\$22.82	\$0.00	\$0.00	\$26,886.07	\$26,886.07	\$0.00	\$0.00	\$0.00	\$26,886.07
233 Sheriff Forfeiture Fund	3,430.21	0.00	0.00	0.00	3,430.21	\$3,430.21				\$3,430.21
401 Texas Comm. Dev. Program	0.00	0.00	0.00	0.00	0.00	\$0.00	0.00	0.00	0.00	0.00
601 Interest and Sinking	62,061.30	181.08	0.00	0.00	62,242.38	25,228.20	0.00	0.00	37,014.18	62,242.38
890 Pooled Funds	13,491,834.48	1,870,434.78	(2,383,153.80)	0.00	12,979,115.46	12,463,646.11	0.00	0.00	515,469.35	12,979,115.46
890 Pooled CDs	11,727,351.44	19,991.25	0.00	0.00	11,747,342.69	2,366,402.33	8,888,512.52	492,427.84	0.00	11,747,342.69
895 Health Plan Fund	309,944.97	210,484.69	(147,451.47)	0.00	372,978.19	371,798.69	0.00	0.00	1,179.50	372,978.19
895 Health Plan CDs	997,346.20	2,284.65	0.00	0.00	999,630.85	211,871.31	787,759.54	0.00	0.00	999,630.85
898 MRP/DPC Clearing	8,307.43	4,266.92	(4,299.93)	0.00	8,274.42	8,274.42	0.00	0.00	0.00	8,274.42
District Clerk Clearing	36,753.11	31,391.65	(37,185.11)	0.00	30,959.65	30,959.65	0.00	0.00	0.00	30,959.65
JP1 Clearing	18,350.96	13,703.50	(18,528.96)	0.00	13,525.50	13,525.50	0.00	0.00	0.00	13,525.50
JP2 Clearing	8,875.77	8,313.60	(9,061.77)	0.00	8,127.60	8,127.60	0.00	0.00	0.00	8,127.60
JP3 Clearing	9,236.84	9,616.90	(9,719.34)	0.00	9,134.40	9,134.40	0.00	0.00	0.00	9,134.40
JP4 Clearing	3,977.00	2,710.27	(5,470.00)	0.00	1,217.27	1,217.27	0.00	0.00	0.00	1,217.27
RV Park Clearing	0.00	0.00	0.00	0.00	0.00	0.00	0.00	0.00	0.00	0.00
Treasurer's Credit Card	0.00	0.00	0.00	0.00	0.00	0.00	0.00	0.00	0.00	0.00
<b>Grand Total</b>	<b>\$ 26,704,332.96</b>	<b>\$ 2,173,402.11</b>	<b>\$ (2,614,870.38)</b>	<b>\$ -</b>	<b>\$ 26,262,864.69</b>	<b>\$ 15,540,501.76</b>	<b>\$ 9,676,272.06</b>	<b>\$ 492,427.84</b>	<b>\$ 553,663.03</b>	<b>\$ 26,262,864.69</b>

**WOOD COUNTY, TEXAS  
COMBINED STATEMENT OF CASH ACCOUNTS ACTIVITY  
FOR THE YEAR-TO-DATE THROUGH NOVEMBER 30, 2018**

FUND CODE	FUND NAME	CASH BALANCE 10/01/2018	PRIOR-YEAR	REVISED	RECEIPTS	DISBURSEMENTS	TRANSFER	Net Change	CASH BALANCE 11/30/2018
			RECLASSES	CASH BALANCE 10/01/2018			IN/(OUT)		
<b>BUDGETED FUNDS</b>									
<b>OPERATING FUNDS</b>									
100	General	\$ 19,028,284.20	\$ 14,399.98	\$ 19,042,684.18	\$ 1,730,959.13	\$ (2,584,463.23)	\$ 5,265.31	\$ (848,238.79)	\$ 18,194,445.39
200	Road and Bridge Fund	2,892,118.94	0.00	3,646,036.53	1,094,139.56	(1,238,327.86)	(44.88)	(144,233.18)	3,501,803.35
270	Tobacco Settlement Fund	87,953.03	0.00	78,325.85	0.00	0.00	0.00	0.00	78,325.85
	<b>Total Operating Funds</b>	<b>\$ 22,008,356.17</b>	<b>\$ 14,399.98</b>	<b>\$ 22,767,046.56</b>	<b>\$ 2,825,098.69</b>	<b>\$ (3,822,791.09)</b>	<b>\$ 5,220.43</b>	<b>\$ (992,471.97)</b>	<b>\$ 21,774,574.59</b>
<b>SPECIAL REVENUE FUNDS</b>									
230	CC-Records Mgmt. & Preservation	667,947.09	(5,471.48)	662,475.61	22,756.93	(8,856.22)	0.00	14,100.71	676,576.32
231	General Records Mgmt. & Preservation	26,203.31	0.00	26,203.31	2,653.58	(2,857.63)	0.00	(204.05)	25,999.26
232	CC-Records Archive Fee	512,348.04	0.00	512,348.04	21,598.26	0.00	0.00	21,598.26	533,946.30
234	Courthouse Security	58,824.67	0.00	58,824.67	4,408.93	(54.95)	(3,500.00)	853.98	59,678.65
235	Hotel and Motel Tax	174,153.26	0.00	174,153.28	18,656.21	(25,229.87)	(6.58)	(6,580.24)	167,573.02
236	Child Welfare	2,187.87	0.00	2,187.87	108.99	0.00	0.00	108.99	2,296.86
238	Crime Victims Services	5,042.74	0.00	5,042.74	30.26	0.00	0.00	30.26	5,073.00
239	Justice Court Technology	72,646.02	0.00	72,646.02	1,653.37	(176.00)	0.00	1,477.37	74,123.39
240	DC-Records Mgmt & Preservation	22,403.00	0.00	22,403.00	844.51	0.00	0.00	844.51	23,247.51
241	JP Building Security Fee	28,490.58	0.00	28,490.58	454.04	(358.52)	0.00	95.52	28,586.10
242	Elections Special	52,415.26	0.00	52,415.26	210.36	0.00	0.00	210.36	52,625.62
243	Guardianship	50,753.93	0.00	50,753.93	1,105.92	0.00	0.00	1,105.92	51,859.85
244	CC-Technology	6,436.99	0.00	6,436.99	265.32	0.00	0.00	265.32	6,702.31
245	DC-Technology	13,695.37	0.00	13,695.37	902.32	0.00	0.00	902.32	14,597.69
246	DC-Records Archive Fee	46,642.96	0.00	46,642.96	1,609.65	0.00	0.00	1,609.65	48,252.61
247	DC-CT Records Preservation	30,086.57	0.00	30,086.57	511.76	0.00	0.00	511.76	30,598.33
260	Law Library	39,753.06	0.00	39,753.06	3,564.92	(679.00)	0.00	2,885.92	42,638.98
305	Constable Forfeiture	2,310.58	0.00	2,310.58	9.15	(94.49)	0.00	(85.34)	2,225.24
	<b>Total Special Revenue Funds</b>	<b>\$ 1,812,341.30</b>	<b>\$ (5,471.48)</b>	<b>\$ 1,806,869.82</b>	<b>\$ 81,344.48</b>	<b>\$ (38,106.68)</b>	<b>\$ (3,506.58)</b>	<b>\$ 39,731.22</b>	<b>\$ 1,846,601.04</b>
<b>OTHER FUNDS</b>									
250	Right of Way	841,614.82	0.00	841,614.82	3,466.80	0.00	0.00	3,466.80	845,081.62
281	Community Supervision & Corr.	413,467.63	0.00	413,467.63	57,463.57	(74,584.40)	0.00	(17,120.83)	396,346.80
290	Juvenile Probation Department	(9,274.16)	0.00	(9,274.16)	80,971.00	(36,373.25)	0.00	44,597.75	35,323.59
892	Historical Commission	50,959.80	0.00	50,959.80	231.98	(886.29)	0.00	(754.31)	50,205.49
	<b>Total Other Funds</b>	<b>\$ 1,296,768.09</b>	<b>\$ -</b>	<b>\$ 1,296,768.09</b>	<b>\$ 142,133.35</b>	<b>\$ (111,943.94)</b>	<b>\$ -</b>	<b>\$ 30,189.41</b>	<b>\$ 1,326,957.50</b>
	<b>TOTAL BUDGETED FUNDS</b>	<b>\$ 25,117,465.56</b>	<b>\$ 8,928.50</b>	<b>\$ 25,870,684.47</b>	<b>\$ 3,048,576.52</b>	<b>\$ (3,972,841.71)</b>	<b>\$ 1,713.85</b>	<b>\$ (922,551.34)</b>	<b>\$ 24,948,133.13</b>
<b>NON-BUDGETED AND NON-COUNTY FUNDS</b>									
880	Treasurer's State Fees	68,789.33	(8,668.50)	60,120.83	67,431.37	(90,413.03)	(1,713.85)	(24,695.51)	35,425.32
891	Payroll Fund	324,338.82	0.00	324,338.82	0.00	(324,349.82)	0.00	(324,349.82)	(11.00)
999	Upper Sabine Valley Waste Mgmt	485,394.98	0.00	485,394.98	1,947.77	(141.64)	0.00	1,806.13	487,201.11
	<b>TOTAL NON-BUDGETED FUNDS</b>	<b>\$ 878,523.13</b>	<b>\$ (8,668.50)</b>	<b>\$ 869,854.63</b>	<b>\$ 69,379.14</b>	<b>\$ (414,904.49)</b>	<b>\$ (1,713.85)</b>	<b>\$ (347,239.20)</b>	<b>\$ 522,615.43</b>
	<b>TOTAL CASH IN POOLED ACCOUNTS</b>	<b>\$ 25,995,988.69</b>	<b>\$ 260.00</b>	<b>\$ 26,740,539.10</b>	<b>\$ 3,117,955.66</b>	<b>\$ (4,387,746.20)</b>	<b>\$ -</b>	<b>\$ (1,269,790.54)</b>	<b>\$ 25,470,748.56</b>
<b>CASH IN BANK - POOLED CASH ACCOUNTS</b>									
890	AP Pooled Cash	1,107,908.70	260.00	1,108,168.70	4,159.41	(1,972,970.19)	2,095,000.00	126,189.22	1,234,357.92
890	Payroll Pooled Cash	1,007,170.44	0.00	1,007,170.44	3,954.14	(2,413,396.01)	2,325,000.00	(84,441.87)	922,728.57
890	Deposits Pooled Cash	11,653,271.52	0.00	11,653,271.52	3,066,625.26	0.00	(4,418,937.16)	(1,352,311.90)	10,300,959.62
890	CD Investments	2,360,349.35	0.00	2,360,349.35	8,052.98	0.00	0.00	6,052.98	2,366,402.33
890	CD Non-Depository	493,885.18	0.00	493,885.18	1,395.50	0.00	(2,852.84)	(1,457.34)	492,427.84
890	CDARS Investments	8,854,610.93	0.00	8,854,610.93	33,901.59	0.00	0.00	33,901.59	8,888,512.52
890	TexPool Pooled Investments	513,602.57	0.00	513,602.57	1,866.78	0.00	0.00	1,866.78	515,469.35
890	Jury Pooled Cash	5,190.00	0.00	5,190.00	0.00	(1,380.00)	1,790.00	410.00	5,600.00
	<b>TOTAL CASH IN BANK - POOLED CASH ACCOUNTS</b>	<b>\$ 25,995,988.69</b>	<b>\$ 260.00</b>	<b>\$ 25,996,248.69</b>	<b>\$ 3,117,955.66</b>	<b>\$ (4,387,746.20)</b>	<b>\$ (30.00)</b>	<b>\$ (1,269,790.54)</b>	<b>\$ 24,726,458.15</b>
									0.00

FUND CODE	FUND NAME	PRIOR-YEAR		REVISED		RECEIPTS	DISBURSEMENTS	TRANSFER IN/(OUT)	Net Change	CASH BALANCE 11/30/2018
		CASH BALANCE 10/01/2018	RECLASSES	CASH BALANCE 10/01/2018						
<b>CASH IN BANK - NON POOLED CASH ACCOUNTS - NON-BUDGE</b>										
<b>BANKTEXAS ACCOUNTS</b>										
200	Road & Bridge CD RRC Restricted	\$ 26,841.19	\$ -	\$ 26,841.19	\$ 44.88	\$ -	\$ -	\$ 44.88	\$ 26,886.07	
233	Sheriff's Forfeiture Fund (Budgeted)	3,430.21	0.00	3,430.21	0.00	0.00	0.00	0.00	3,430.21	
401	Grant Fund	0.00	0.00	0.00	0.00	0.00	0.00	0.00	0.00	
601	Interest & Sinking	24,945.66	0.00	24,945.66	282.54	0.00	0.00	282.54	25,228.20	
895	Health Plan	330,533.24	0.00	330,533.24	417,831.14	(376,565.69)	0.00	41,265.45	371,798.69	
895	Health Plan CD	211,517.67	0.00	211,517.67	353.64	0.00	0.00	353.64	211,871.31	
895	Health Plan CDARS	783,554.38	0.00	783,554.38	4,205.16	0.00	0.00	4,205.16	787,759.54	
898	MRP/DPC Clearing	8,524.55	0.00	8,524.55	8,533.84	(8,783.97)	0.00	(250.13)	8,274.42	
	District Clerk Clearing	35,607.76	0.00	35,607.76	69,091.76	(73,739.87)	0.00	(4,648.11)	30,959.65	
	JP1 Clearing	13,159.98	0.00	13,159.98	32,902.46	(32,536.94)	0.00	365.52	13,525.50	
	JP2 Clearing	10,624.09	0.00	10,624.09	17,853.18	(20,349.67)	0.00	(2,496.49)	8,127.60	
	JP3 Clearing	9,196.58	0.00	9,196.58	19,200.24	(19,262.42)	0.00	(62.18)	9,134.40	
	JP4 Clearing	4,129.00	0.00	4,129.00	7,297.94	(10,209.67)	0.00	(2,911.73)	1,217.27	
	RV Clearing	0.00	0.00	0.00	0.00	0.00	0.00	0.00	0.00	
	Treasurer's Credit Card	0.00	0.00	0.00	0.00	0.00	0.00	0.00	0.00	
	<b>TOTAL BANKTEXAS - NON POOLED CASH ACCOUNTS</b>	<b>\$ 1,462,064.31</b>	<b>\$ -</b>	<b>\$ 1,462,064.31</b>	<b>\$ 577,596.78</b>	<b>\$ (541,448.23)</b>	<b>\$ 0.00</b>	<b>\$ 36,148.55</b>	<b>\$ 1,498,212.86</b>	
<b>TEXPOOL ACCOUNTS</b>										
601	Interest & Sinking	36,880.11	0.00	36,880.11	134.07	0.00	0.00	134.07	37,014.18	
898	Health Plan	1,175.23	0.00	1,175.23	4.27	0.00	0.00	4.27	1,179.50	
	<b>TOTAL TEXPOOL - NON POOLED CASH ACCOUNTS</b>	<b>\$ 38,055.34</b>	<b>\$ -</b>	<b>\$ 38,055.34</b>	<b>\$ 138.34</b>	<b>\$ 0.00</b>	<b>\$ 0.00</b>	<b>\$ 138.34</b>	<b>\$ 38,193.68</b>	
	<b>TOTAL CASH IN BANK - NON POOLED CASH ACCOUNTS</b>	<b>\$ 1,500,119.65</b>	<b>\$ -</b>	<b>\$ 1,500,119.65</b>	<b>\$ 577,735.12</b>	<b>\$ (541,448.23)</b>	<b>\$ 0.00</b>	<b>\$ 36,286.89</b>	<b>\$ 1,536,406.54</b>	
	<b>TOTAL CASH IN BANK - ALL TREASURER'S ACCOUNTS</b>	<b>\$ 27,496,108.34</b>	<b>\$ 260.00</b>	<b>\$ 27,496,368.34</b>	<b>\$ 3,695,690.78</b>	<b>\$ (4,929,194.43)</b>	<b>\$ (0.00)</b>	<b>\$ (1,233,503.65)</b>	<b>\$ 26,262,864.69</b>	

Miscellaneous Information 0.00

Indebtedness as of 11/30/2018: \$0.00 Certificate of Obligation: None  
 RB Line of Credit-Railroad Commission \$25,000 CD Secured - Current Balance Available \$26,886

Bank Texas (including CDARS and ICS)	Cash Balance	\$ 25,216,773.82
Non-Depository Investments	Cash Balance	492,427.84
TexPool	Cash Balance	553,663.03
<b>Total</b>		<b>\$ 26,262,864.69</b>

Bank Texas Interest Income:	\$ 59,075.60	
Certificates of Deposit:	7,847.00	
CDARS Interest Income:	38,106.75	
TexPool Interest Income:	2,005.12	
<b>Total Interest Income</b>	<b>\$ 107,034.47</b>	<b>0.00</b>

I, Becky S. Burford, County Treasurer, in and for the County of Wood, State of Texas, do hereby present the November 2018 Statement of Cash Accounts Activity, the attached Treasurer's Report of Cash Receipts and Disbursements, and the Report of Securities as true and correct statements, to the best of my knowledge, of accounts under the control of Wood County Treasurer and furthermore state that the fund balances are on deposit earning interest in accordance with the Wood County Investment Policy earning interest in accordance with the Wood County Depository Contract.

*Becky S. Burford*  
 \_\_\_\_\_  
 Becky S. Burford, Wood County Treasurer

Presented, examined, and accepted at the regular term of Commissioners Court on this the 8th day of March 2019.

*Lucy Hebron*  
 \_\_\_\_\_  
 Lucy Hebron, County Judge

*Virgil Holland, Jr.*  
 \_\_\_\_\_  
 Virgil Holland, Jr., Commissioner Precinct 1


*Jerry Gaskill*  
 \_\_\_\_\_  
 Jerry Gaskill, Commissioner Precinct 2

*Mike Simmons*  
 \_\_\_\_\_  
 Mike Simmons, Commissioner Precinct 3

*Russell Acker*  
 \_\_\_\_\_  
 Russell Acker, Commissioner Precinct 4

*Terry Sellars*  
 \_\_\_\_\_  
 Terry Sellars, Auditor

ATTEST:  
*Kelley Price*  
 \_\_\_\_\_  
 Kelley Price, County Clerk



**WOOD COUNTY, TEXAS  
 RECAP OF FUNDS BY BANK ACCOUNTS  
 FOR THE YEAR-TO-DATE ENDING NOVEMBER 30, 2018**

Fund	Beginning Cash Balance	M-T-D Receipts	M-T-D Disbursements	Transfers	Ending Balance	BankTexas Quitman	-----Allocation of Cash-----			Total Cash
							BankTexas CDARS	Non-Depository Banks	TexPool	
200 Road & Bridge CD Restricted	\$ 26,841.19	\$44.88	\$0.00	\$0.00	\$26,886.07	\$26,886.07	\$0.00	\$0.00	\$0.00	\$26,886.07
233 Sheriff Forfeiture Fund	3,430.21	0.00	0.00	0.00	3,430.21	3,430.21				3,430.21
401 Texas Comm. Dev. Program	0.00	0.00	0.00	0.00	0.00	-	0.00	0.00	0.00	0.00
601 Interest and Sinking	61,825.77	416.61	0.00	0.00	62,242.38	25,228.20	0.00	0.00	37,014.18	62,242.38
890 Pooled Funds	14,287,403.23	3,076,605.59	(4,387,746.20)	2,852.84	12,979,115.46	12,463,646.11	0.00	0.00	515,469.35	12,979,115.46
890 Pooled CDs	11,708,845.46	41,350.07	0.00	(2,852.84)	11,747,342.69	2,366,402.33	8,888,512.52	492,427.84	0.00	11,747,342.69
895 Health Plan Fund	331,708.47	417,835.41	(376,565.69)	0.00	372,978.19	371,798.69	0.00	0.00	1,179.50	372,978.19
895 Health Plan CDs	995,072.05	4,558.80	0.00	0.00	999,630.85	211,871.31	787,759.54	0.00	0.00	999,630.85
898 MRP/DPC Clearing	8,524.55	8,533.84	(8,783.97)	0.00	8,274.42	8,274.42	0.00	0.00	0.00	8,274.42
District Clerk Clearing	35,607.76	69,091.76	(73,739.87)	0.00	30,959.65	30,959.65	0.00	0.00	0.00	30,959.65
JP1 Clearing	13,159.98	32,902.46	(32,536.94)	0.00	13,525.50	13,525.50	0.00	0.00	0.00	13,525.50
JP2 Clearing	10,624.09	17,853.18	(20,349.67)	0.00	8,127.60	8,127.60	0.00	0.00	0.00	8,127.60
JP3 Clearing	9,196.58	19,200.24	(19,262.42)	0.00	9,134.40	9,134.40	0.00	0.00	0.00	9,134.40
JP4 Clearing	4,129.00	7,297.94	(10,209.67)	0.00	1,217.27	1,217.27	0.00	0.00	0.00	1,217.27
RV Park Clearing	0.00	0.00	0.00	0.00	0.00	0.00	0.00	0.00	0.00	0.00
Treasurer's Credit Card	0.00	0.00	0.00	0.00	0.00	0.00	0.00	0.00	0.00	0.00
Grand Total	<u>\$ 27,496,368.34</u>	<u>\$ 3,695,690.78</u>	<u>\$ (4,929,194.43)</u>	<u>\$ 0.00</u>	<u>\$ 26,262,864.69</u>	<u>\$ 15,540,501.76</u>	<u>\$ 9,676,272.06</u>	<u>\$ 492,427.84</u>	<u>\$ 553,663.03</u>	<u>\$ 26,262,864.69</u>
		0.00	0.00		<u>\$ (0.00)</u>					

**SECURITIES PLEDGED TO WOOD COUNTY, TEXAS**  
**Report as of November 30, 2018**

ID	Pledge Date	Description	CUSIP	Maturity Date	Current Par	Market Value 31-Oct-18	Market Value 31-Oct-18
	02/07/2013	Waco TX ISD	929845RP2	8/15/19	145,000	146,373	146,327
	12/30/2014	Mineola, TX	602771JG3	9/1/19	165,000	168,397	168,062
	02/07/2013	Anahuac TX ISD	032645CZ4	2/15/20	100,000	103,138	103,003
	02/07/2013	Angelina Cnty TX	034717KW7	2/15/20	155,000	154,802	154,846
	02/07/2013	Arlington TX ISD	041826XC7	2/15/20	100,000	100,674	100,510
	12/30/2014	Diboll CTFS OBLIGA	252867KU9	2/15/20	80,000	80,133	80,143
	02/07/2013	Ector TX ISD	279272CQ9	2/15/20	110,000	111,329	111,304
	02/07/2013	Jasper TX ISD	471844HP8	2/15/20	105,000	107,619	107,517
	12/30/2014	Ennis CTFS OBLIG	293425VN1	8/1/20	100,000	101,105	101,076
	02/01/2013	Sanger TX	800876DH4	8/1/20	100,000	101,430	101,306
	01/05/2015	Beeville-CTFS	077131JG6	8/15/20	70,000	69,789	69,830
	02/01/2013	Lone Oak TX ISD	542218GA4	8/15/20	195,000	194,618	194,733
	12/31/2014	Sulphur Springs-Ref TX	865525QZ5	9/1/20	180,000	179,300	179,359
	12/31/2014	Arlington ISD Bldg	041826XP8	2/5/21	150,000	153,801	153,615
	12/31/2014	El Campo ISD	282783FP9	2/15/21	175,000	179,226	179,200
	02/06/2013	Jasper TX ISD	471844HQ6	2/15/21	105,000	110,067	109,970
	02/09/2013	Ferris TX	31569CT3	3/1/21	105,000	105,763	105,595
	12/31/2014	Beeville-CTFS	077131JH4	8/15/21	70,000	70,838	70,866
	12/31/2014	Celina-CTFS OBLG	151141MH8	9/1/21	70,000	71,506	71,461
	02/07/2013	Japser TX ISD	471844HR4	2/15/22	110,000	116,927	116,944
	02/07/2013	Ferris TX	315669CU0	3/1/22	110,000	110,736	110,578
	08/03/2015	Nursery ISD SC	67058DBK6	8/15/23	160,000	165,608	166,021
	12/31/2014	Washington Jr. Clg	938688TG3	10/1/23	100,000	103,610	103,593
	12/31/2014	Watauga-CTFS	941097PA9	2/1/24	100,000	101,742	101,951
	12/31/2014	Belton ISD	081077WG0	2/15/24	100,000	100,513	100,382
		NeTX Cmnty Glg	6643788EE5	4/1/24	175,000	182,492	182,623
	12/31/2014	Beeville-CTFS	077131JM3	8/15/25	155,000	161,753	162,491
	12/31/2014	Watauga-CTFS	941097PE1	2/1/28	105,000	107,328	107,662
	05/31/2017	Wylie-Ref Tx	983064TW6	2/15/29	625,000	636,800	638,288
	07/01/2016	Bowie ISD	102529HM9	8/15/30	405,000	401,683	405,284
		FHLMC	3132LKA34	10/1/30	2,753,399	2,735,396	2,716,637
		Conroe-A-CTFS Oblig TX 37	208399G82	3/1/37	420,000	426,250	429,496
					<b>\$7,598,399</b>	<b>\$7,660,746</b>	<b>\$7,650,673</b>

0 0 (0)

**Total BankTexas Account Balances as of report date:**

5,660,808 6,600,577

135.33% 115.91%

NOTE: FDIC insurance coverage is in addition to listed securities.

**WOOD COUNTY, TEXAS**

**INVESTMENT ACTIVITY FOR NOVEMBER 30, 2018**

11/30/2018														
CD ID	Description	Bank	Acct	Maturity Date	Original Principal	Prior Balance			Withdrawals	Current Balance		This Month's		Accumulated
						10/31/2018	Purchases/Deposits	Interest Credited		11/30/2018	Unpaid Interest	Unpaid Interest		
16	*7485 DPC 12 MONTH	BTH	DPC	11/10/2019	\$ 500,000.00	\$ 528,890.18		\$ 449.19		\$ 529,339.37	\$ 724.83	\$ 724.83		
17	*7507 DPC 12 MONTH	BTH	DPC	11/10/2019	250,000.00	264,445.08		224.60		264,669.68	362.41	362.41		
18	*7523 HP 12 MONTH	BTH	HP	11/10/2019	75,000.00	79,333.49		67.38		79,400.87	108.72	108.72		
58	*182 DPC 365 DAY	CNB	DPC	10/15/2019	124,200.00	123,500.00		0.00		123,500.00	157.34	249.10		
59	*183 DPC 365 DAY	CNB	DPC	10/15/2019	124,200.00	123,500.00		0.00		123,500.00	157.34	249.10		
60	*884 DPC 365 DAY	FNBW	DPC	10/16/2019	117,500.00	122,713.92		0.00		122,713.92	160.52	245.70		
61	*885 DPC 365 DAY	FNBW	DPC	10/16/2019	117,500.00	122,713.92		0.00		122,713.92	160.52	245.70		
96	*4149 365 DAY	BTH	DPC	12/31/2018	500,000.00	519,065.37		426.63		519,492.00	14.23	14.23		
97	*4160 365 DAY	BTH	HP	12/31/2018	127,500.00	132,361.65		108.79		132,470.44	3.62	3.62		
123	CD 24 month	BTH	DPC	08/13/2019	500,000.00	525,468.81		981.83		526,450.64	571.16	571.16		
124	CD 24 month	BTH	DPC	08/13/2019	500,000.00	525,468.81		981.83		526,450.64	571.16	571.16		
181I & 181J	CDARS 30 Month	BTH	HP	01/31/2019	260,000.00	273,122.38		739.52		273,861.90	0.00	0.00		
194H	CDARS 30 Month	BTH	DPC	03/21/2019	405,504.00	422,227.16		0.00		422,227.16	1,102.01	2,640.00		
196E	CDARS 30 Month	BTH	DPC	12/12/2019	750,000.00	772,429.91		0.00		772,429.91	2,017.25	5,300.83		
197E	CDARS 30 Month	BTH	DPC	12/12/2019	750,001.00	772,430.92		0.00		772,430.92	2,017.26	5,300.84		
198D & E	CDARS 30 Month	BTH	DPC	02/06/2020	750,001.00	773,740.63		2,121.58		775,862.21	0.00	0.00		
198-2D	CDARS 30 Month	BTH	DPC	03/19/2020	750,003.00	771,640.87		2,006.67		773,647.54	0.00	0.00		
199D	CDARS 30 Month	BTH	DPC	03/19/2020	750,004.00	771,641.90		2,006.67		773,648.57	0.00	0.00		
200D	CDARS 30 Month	BTH	HP	03/19/2020	250,000.00	257,212.58		668.89		257,881.47	0.00	0.00		
201C & D	CDARS 30 Month	BTH	DPC	04/30/2020	750,005.00	770,223.49		2,085.50		772,308.99	0.00	0.00		
202C	CDARS 30 Month	BTH	DPC	06/11/2020	750,006.00	768,405.43		1,998.25		770,403.68	0.00	0.00		
203B & C	CDARS 30 Month	BTH	DPC	08/06/2020	750,007.00	765,952.42		2,100.23		768,052.65	0.00	0.00		
204B & C	CDARS 30 Month	BTH	HP	08/06/2020	250,001.00	255,316.10		700.07		256,016.17	0.00	0.00		
205B & C	CDARS 30 Month	BTH	DPC	08/06/2020	750,008.00	765,953.43		2,100.23		768,053.66	0.00	0.00		
206A	CDARS 30 Month	BTH	DPC	09/17/2020	750,008.00	758,469.09		1,254.02		759,723.11	0.00	0.00		
207A	CDARS 30 Month	BTH	DPC	09/17/2020	750,009.00	758,470.10		1,254.02		759,724.12	0.00	0.00		
Restricted	RB CD *1703 RRC	BTH*	DPC	03/26/2019	25,000.00	26,863.25		22.82		26,886.07	3.68	3.68		
	<b>Total CDs</b>				\$ 12,376,457.00	\$ 12,751,560.89	\$ -	\$ 22,298.72	\$ -	\$ 12,773,859.61	\$ 8,132.05	\$ 16,591.08		
	<b>TEXPOOL</b>			WAM	434	0.00		(0.00)		0.00	0.00	0.00		
	Deposit Pooled Cash	TxP	DPC			\$ 514,537.73	\$ -	\$ 931.62	\$ -	\$ 515,469.35	n/a	n/a		
	Interest & Sinking	TxP	I&S			36,947.30		66.88		37,014.18	n/a	n/a		
	Health Plan	TxP	HP			1,177.40		2.10		1,179.50	n/a	n/a		
	<b>Total Pools</b>					\$ 552,662.43	\$ -	\$ 1,000.60	\$ -	\$ 553,663.03				
	<b>Insured Cash Sweeps Accounts</b>													
	Deposit Pooled Cash	BTH*		Daily	n/a	\$ 9,768,343.10	\$ 1,974,541.15	\$ 23,172.11	\$ (2,257,512.85)	\$ 9,508,543.51	n/a	n/a		
	Accounts Payable Cash	BTH*		Daily	n/a	987,055.84	1,081,891.66	2,101.29	(591,512.43)	1,479,536.36	n/a	n/a		
	Payroll Cash	BTH*		Daily	n/a	1,013,150.93	1,280,098.66	1,925.19	(912,771.75)	1,382,403.03	n/a	n/a		
	Health Plan	BTH*		Daily	n/a	394,751.51	204,415.61	870.66	(232,376.14)	367,661.64	n/a	n/a		
	<b>Total Sweeps</b>					\$ 12,163,301.38	\$ 4,540,947.08	\$ 28,069.25	\$ (3,994,173.17)	\$ 12,738,144.54				
	<b>Total Investments</b>			Total WAM days	415	\$ 25,467,524.70	\$ 4,540,947.08	\$ 51,368.57	\$ (3,994,173.17)	\$ 26,065,667.18	\$ 8,132.05	\$ 16,591.08		




**Investments By Type**

BT - Traditional CD	\$ 2,578,273.64	9.89%
BT - CDARS	9,676,272.06	37.12%
Non-Depository CD	492,427.84	1.89%
BT-Restricted CD	26,886.07	0.10%
BT-ICS *	12,738,144.54	48.87%
Money Market Accts	0.00	0.00%
Pools	553,663.03	2.12%
<b>Total</b>	<b>\$ 26,065,667.18</b>	<b>100.00%</b>
	0.00	

\* Does not include in-transit items which can be either positive or negative.

Note BT\* - BankTexas is the county's placement bank for both CDARS and ICS accounts into other FDIC covered banks. For bank details use Supplement Investment Schedule.

I hereby submit the above report in addition to attached Supplement Investment Schedule as the written report of investment transactions for all invested funds held by Wood County Treasurer for period shown above and certify that these investments are in compliance with the local investment policy and Public Funds Investment Act.



Becky S. Burford, Wood County Treasurer  
Wood County Investment Officer

WOOD COUNTY, TEXAS					
Supplement Investment Schedule					
Summary of FDIC-Insured Institutions					
Outside of Depository Bank					
11/30/2018					
Bank	Location	Balance	Reference	Recap By Type	Totals
City National Bank	Quitman, TX	\$ 247,000.00	CD 58& 59	Local CD	\$ 492,427.84
First National Bank-Winnsboro, T	Winnsboro, TX	245,427.84	CD 60& 61	Insured Cash Sweeps	12,738,144.54
Bar Harbor Bank & Trust	Bar Harbor, ME	218,366.17	CDARS#181J*	CDARS	9,676,272.06
Champlain National Bank	Elizabethtown, N	55,495.73	CDARS#181J*		22,906,844.44
Business First Bank	Baton Rouge, LA	247,000.00	CDARS#194H		\$ -
Independent Bank - Ionia	Ionia, MI	61,375.41	CDARS#194H		
Veritex Community Bank	Dallas TX	113,851.75	CDARS#194H		
CUSB Bank	Cresco, IA	185,143.24	CDARS#196E		
Independence Bank - Havre	Havre, MT	93,286.67	CDARS#196E		
Lincoln Savings Bank	Cedar Falls, IA	247,000.00	CDARS#196E		
Optima Bank & Trust	Portsmouth, NH	247,000.00	CDARS#196E		
BCB Community Bank	Bayonne, NJ	216,574.16	CDARS#197E		
Centier Bank	Merrillville, IN	247,000.00	CDARS#197E		
CUSB Bank	Cresco, IA	61,856.76	CDARS#197E		
Union Bank & Trust	Lincoln, NE	247,000.00	CDARS#197E		
Hawthorn Bank	Jefferson City, M	247,528.17	CDARS#198E		
Landmark Bank	Columbia, MO	41,765.70	CDARS#198E		
Signature Bank	New York, NY	239,040.17	CDARS#198E		
TowneBank	Potsmouth, VA	247,528.17	CDARS#198E		
BOKF, National Association	Tulsa, OK	132,112.09	CDARS#198-2D		
Independent Bank - Ionia	Ionia, MI	186,785.23	CDARS#198-2D		
Mission Bank	Bakersfield, CA	206,205.82	CDARS#198-2D		
Wyoming Community Bank	Riverton, WY	248,544.40	CDARS#198-2D		
Andoroscoggin Savings Bank	Lewistown, NE	243,558.26	CDARS#199D		
CF Bank, National Association	Worthington, OH	248,544.40	CDARS#199D		
Phenix-Girard Bank	Phenix City, AL	248,544.40	CDARS#199D		
Virginia National Bank	Charlottesville, V	33,001.51	CDARS#199D		
Mission Bank	Bakersfield, CA	42,338.58	CDARS#200D		
Virginia National Bank	Charlottesville, V	215,542.89	CDARS#200D		
Amarillo National Bank	Amarillo, TX	247,668.79	CDARS#201D		
Bar Harbor Bank & Trust	Bar Harbor, ME	29,302.62	CDARS#201D		
Genesee Regional Bank	Rochester, NY	247,668.79	CDARS#201D		
Wayne Bank	Honesdale, PA	247,668.79	CDARS#201D		
Bank of America, N.A.	Charlotte, NC	4,782.59	CDARS#202C		
BCB Community Bank	Bayonne, NJ	30,634.64	CDARS#202C		
CIBC Bank USA	Chicago, IL	248,695.06	CDARS#202C		
First State Bank	Winschester, OH	248,695.06	CDARS#202C		
Great Plains National Bank	Elk City, OK	150,502.02	CDARS#202C		
Jersey Shore State Bank	Williamsport, PA	87,094.31	CDARS#202C		
Bank of America, N.A.	Charlotte, NC	242,768.02	CDARS#203C		
Centric Bank	Harrisburg, PA	247,528.17	CDARS#203C		
Landmark Bank	Manhattan KS	30,228.29	CDARS#203C		
Manufacturers Bank	Los Angeles, CA	247,528.17	CDARS#203C		
Great Southern Bank	Reeds Spring, M	247,528.17	CDARS#204C		
Signature Bank	New York, NY	8,488.00	CDARS#204C		
First Bank	Sterling, KS	97,463.14	CDARS#205C		
Landmark Bank	Columbia, MO	205,762.47	CDARS#205C		
Landmark National Bank	Manhattan KS	217,299.88	CDARS#205C		
The Washington Trust Company of Western		247,528.17	CDARS#205C		
Fortress Bank	Peoria, IL	169,396.37	CDARS#206A		
Howard Bank	Elliott City, MD	96,372.20	CDARS#206A		
MainStreet Bank - Marlborough	Marlborough, MA	246,977.27	CDARS#206A		
The Bank of Edwardsville	Edwardsville, IL	246,977.27	CDARS#206A		
BOKF, National Association	Tulsa, OK	115,164.52	CDARS#207A		
Howard Bank	Elliott City, MD	150,605.06	CDARS#207A		
LegacyTexas Bank	Plano, TX	246,977.27	CDARS#207A		
Live Oak Banking Company	Wilmington, NC	246,977.27	CDARS#207A		
Access National Bank	Reston, VA	245,542.26	ICS-DPC		
American National Bank	Omaha, NE	224.22	ICS-DPC		
Bank of New Hampshire	Laconia, NH	245,422.13	ICS-DPC		
Bank of Springfield	Springfield, IL	361.64	ICS-DPC		
Bank OZK	Little Rock, AR	385.92	ICS-DPC		
Banterra Bank	Marion, IL	245,542.25	ICS-DPC		
BB&T	Winston Salem, N	245,542.26	ICS-DPC		
Bremer Bank, National Association	South St. Paul, M	361.64	ICS-DPC		
Cadence Bank, NA	Birmingham, AL	245,531.34	ICS-DPC		
Centennial Bank	Conway, AR	245,542.26	ICS-DPC		
City National Bank of Florida	Miami, FL	245,542.26	ICS-DPC		
Eastern Bank	Boston, MA	245,542.26	ICS-DPC		
EagleBank	Bethesda, MD	245,542.26	ICS-DPC		
East Boston Savings Bank	Peabody, MA	233,340.06	ICS-DPC		
First Bank & Trust	Brookings, SD	245,542.26	ICS-DPC		
First Bank of Highland Park	Highland Park, IL	245,415.62	ICS-DPC		
First Federal Bank of the Midwest	Defiance, OH	245,542.26	ICS-DPC		
First National Bank	Damariscotta, ME	245,542.26	ICS-DPC		
First National Bank of Pennsylvania	Greenville, PA	100.67	ICS-DPC		
First Tennessee Bank, NA	Memphis, TN	245,542.26	ICS-DPC		
Five Star Bank	Warsaw, NY	245,542.26	ICS-DPC		
Fulton Bank, N.A.	Lancaster, PA	245,542.26	ICS-DPC		
Glacier Bank	Kalispell, MT	245,533.41	ICS-DPC		
Hills Bank and Trust Company	Hills, IA	245,542.26	ICS-DPC		
Home Bank, N.A.	Lafayette, LA	245,459.51	ICS-DPC		
Iberiabank	Lafayette, LA	195,049.93	ICS-DPC		
Illinois National Bank	Springfield, IL	245,542.26	ICS-DPC		

WOOD COUNTY, TEXAS						
Supplement Investment Schedule						
Summary of FDIC-Insured Institutions						
Outside of Depository Bank						
11/30/2018						
Bank	Location	Balance	Reference	Recap By Type	Totals	
Independent Bank-McKinney	McKinney, TX	245,524.20	ICS-DPC			
Kirkpatrick Bank	Edmond, OK	361.64	ICS-DPC			
Machias Savings Bank	Machias, ME	236,731.26	ICS-DPC			
Mascoma Bank	Lebanon, NH	245,542.26	ICS-DPC			
Merchants Bank of Indiana	Carmel IN	91.95	ICS-DPC			
Morton Community Bank	Morton, IL	374.04	ICS-DPC			
New York Community Bank	Westbury, NY	245,542.26	ICS-DPC			
Pacific Western Bank	Beverly Hills, CA	245,542.26	ICS-DPC			
Peoples National Bank, N.A.	Mt. Vernon, IL	245,542.26	ICS-DPC			
Pinnacle Bank - Nashville	Nashville, TN	326.25	ICS-DPC			
PlainsCapital Bank	Lubbock, TX	245,542.26	ICS-DPC			
Renasant Bank	Tupelo, MS	245,542.26	ICS-DPC			
River City Bank	Sacramento, CA	245,542.26	ICS-DPC			
Southern Bank	Poplar Bluff MO	245,542.26	ICS-DPC			
Sterling National Bank	Montebello, NY	245,542.26	ICS-DPC			
Stifel Bank and Trust	Saint Louis, MO	245,542.26	ICS-DPC			
The Farmers & Merchants State B	Archbold, OH	245,469.89	ICS-DPC			
The First National Bank of Hutchin	Hutchinson, KS	245,542.26	ICS-DPC			
The Huntington National Bank	Columbus, OH	245,542.26	ICS-DPC			
The Park National Bank	Newark, OH	245,542.26	ICS-DPC			
TriState Capital Bank	Pittsburgh, PA	34.48	ICS-DPC			
Union Bank	Morrisville, VT	183.70	ICS-DPC			
United Bank - Fairfax	Fairfax, VA	245,542.26	ICS-DPC			
West Gate Bank	Lincoln, NE	2.60	ICS-DPC			
Western Alliance Bank	Phoenix, AZ	1,531.88	ICS-DPC			
Bank of Springfield	Springfield, IL	0.45	ICS-AP			
Bank OZK	Little Rock, AR	119.26	ICS-AP			
Bremer Bank, National Association	South St. Paul, M	202,108.67	ICS-AP			
Great Western Bank	Watertown, SD	245,542.26	ICS-AP			
Guaranty Bank	Springfield, MO	245,542.26	ICS-AP			
Iberiabank	Lafayette, LA	50,492.33	ICS-AP			
Independent Bank-McKinney	McKinney, TX	18.05	ICS-AP			
Ion Bank	Naugatuck, CT	245,103.23	ICS-AP			
Kirkpatrick Bank	Edmond, OK	245,180.62	ICS-AP			
Millington Bank	Millington, NJ	245,272.57	ICS-AP			
Morton Community Bank	Morton, IL	99.88	ICS-AP			
The Farmers & Merchants State B	Archbold, OH	11.85	ICS-AP			
Union Bank	Morrisville, VT	20.76	ICS-AP			
Western Alliance Bank	Phoenix, AZ	24.17	ICS-AP			
First National Bank of Pennsylvania	Greenville, PA	353.79	ICS-HP			
Pinnacle Bank	Nashville, TN	245,216.00	ICS-HP			
TriState Capital Bank	Pittsburgh, PA	37.88	ICS-HP			
Western Alliance Bank	Phoenix, AZ	122,053.97	ICS-HP			
American National Bank	Omaha, NE	245,180.62	ICS-PAY			
Bank of New Hampshire	Laconia, NH	120.12	ICS-PAY			
Bank of Springfield	Springfield, IL	245,180.16	ICS-PAY			
Bank OZK	Little Rock, AR	245,037.06	ICS-PAY			
Bremer Bank, National Association	South St. Paul, M	13,145.02	ICS-PAY			
East Boston Savings Bank	Peabody, MA	12,202.19	ICS-PAY			
First National Bank of Pennsylvania	Greenville, PA	33.62	ICS-PAY			
Glacier Bank	Kalispell, MT	8.84	ICS-PAY			
Home Bank, N.A.	Lafayette, LA	82.74	ICS-PAY			
Ion Bank	Naugatuck, CT	249.20	ICS-PAY			
Machias Savings Bank	Machias, ME	8,810.36	ICS-PAY			
Millington Bank	Millington, NJ	110.17	ICS-PAY			
Morton Community Bank	Morton, IL	245,068.34	ICS-PAY			
The Farmers & Merchants State B	Archbold, OH	47.71	ICS-PAY			
Union Bank	Morrisville, VT	245,201.00	ICS-PAY			
Western Alliance Bank	Phoenix, AZ	121,925.88	ICS-PAY			
		<b>\$ 22,906,844.44</b>				